

RECOMMENDED PCB LAYOUT
GENERAL TOLERANCE ±0.05

NOTES:

1. MATERIAL:
 - 1.1 HOUSING: THERMOPLASTIC, HIGH TEMP., UL94V-0; COLOR:BLACK.
 - 1.2 CONTACT: COPPER ALLOY
 - 1.3 FITTING NAIL:COPPER ALLOY
2. FINISH:
 - 2.1 CONTACT:
 - 50u" MIN. NICKEL UNDERPLATING OVERALL
 - L: 60u" MIN BRIGHT TIN OVERALL
 - C: 15u" GOLD PLATING ON CONTACT AREA
 - 100u" MIN MATTE TIN ON SOLDER TAILS
 - D: 30u" GOLD PLATING ON CONTACT AREA
 - 100u" MIN MATTE TIN ON SOLDER TAILS
 - T: 10u" GOLD PLATING ON CONTACT AREA
 - 100u" MIN MATTE TIN ON SOLDER TAILS
 - N: 60u" MIN MATTE TIN OVERALL
 - 2.2 FITTING NAIL:
 - 50u" MIN. NICKEL UNDERPLATING OVERALL
 - 100u" MIN MATTN TIN
3. REFER TO PS-57957-XXXX-XXX
4. PACKAGE PLS. REFER TO 57957-XXXX-XX-TRP
5. PART NUMBER
57957-XXX X X-XXX

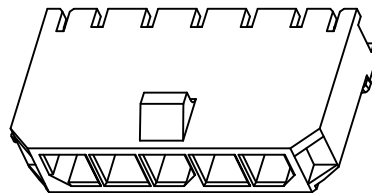
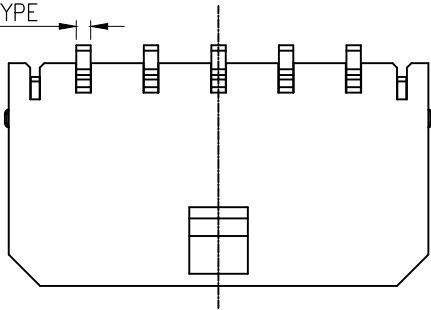
NO OF CKT ——— X ——— 001:FITTING NAIL
 PACKING ——— PLATING
 O:TAPE&REEL L:BRIGHT TIN
 C:15u" GOLD
 D:30u" GOLD
 T:10u" GOLD
 N:MATTE TIN

| CKT | DIM A | DIM B | DIM C |
|-----|-------|-------|-------|
| 2 | 9.65 | 3.00 | 14.20 |
| 3 | 12.65 | 6.00 | 17.20 |
| 4 | 15.65 | 9.00 | 20.20 |
| 5 | 18.65 | 12.00 | 23.20 |
| 6 | 21.65 | 15.00 | 26.20 |
| 7 | 24.65 | 18.00 | 29.20 |
| 8 | 27.65 | 21.00 | 32.20 |
| 9 | 30.65 | 24.00 | 35.20 |
| 10 | 33.65 | 27.00 | 38.20 |
| 11 | 36.65 | 30.00 | 41.20 |
| 12 | 39.65 | 33.00 | 44.20 |

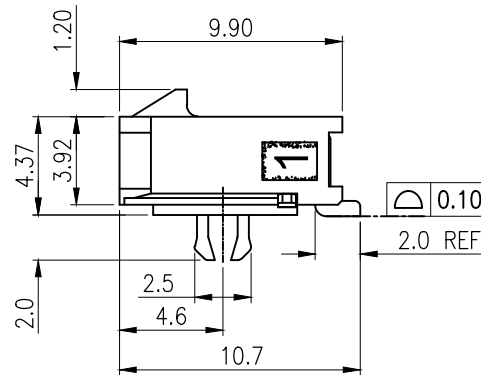
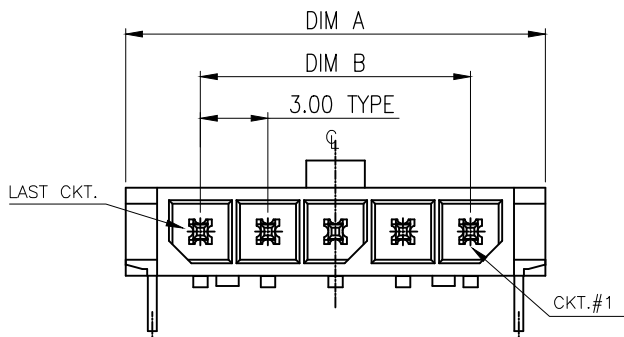
| | | | |
|--|--|--|---|
| 一般公差 TOLERANCES X. ±0.5 XX ±0.25 .X ±0.36 .XXX ±0.15 ANGLES ±2° | | 宏致電子股份有限公司 Aces Electronics Co.,Ltd. | |
| 檢驗尺寸標示 SYMBOLS Ⓢ Ⓜ INDICATE CLASSIFICATION DIMENSION Ⓢ MARK IS CRITICAL DIM. Ⓜ MARK IS MAJOR DIM. | 品名 (TITLE) 3.0mm Pitch Header Conn. SMT S/R R/A Type | 製圖 (DR) TANGENHUI 17/07/12 審核 (CHKD) ANDREW 核准 (APPD) DAVID | 圖號 (DWG NO.) 57957-XXXXX-XXX |
| 表面處理 (FINISH) | 比例 (SCALE) 3:1 單位 (UNITS) mm | | 張數 (SHEET) 1 OF 3 尺寸 (SIZE) A4 版次 (REV) A |



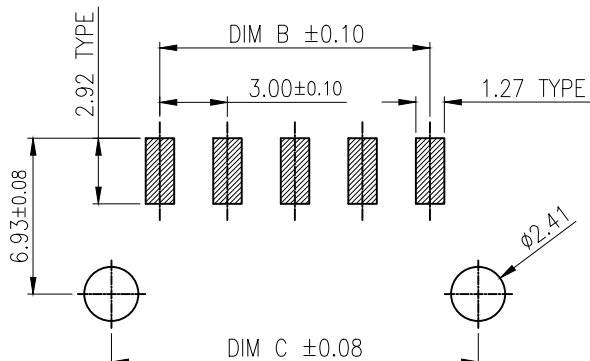
0.64 TYPE



- NOTES:
- MATERIAL:
 - HOUSING: THERMOPLASTIC, HIGH TEMP., UL94V-0; COLOR:BLACK.
 - CONTACT: COPPER ALLOY
 - FITTING NAIL:COPPER ALLOY
 - FINISH:
 - CONTACT:
 - 50u" MIN. NICKEL UNDERPLATING OVERALL
 - 60u" MIN BRIGHT TIN OVERALL
 - 15u" GOLD PLATING ON CONTACT AREA
 - 100u" MIN MATTE TIN ON SOLDER TAILS
 - 30u" GOLD PLATING ON CONTACT AREA
 - 100u" MIN MATTE TIN ON SOLDER TAILS
 - 10u" GOLD PLATING ON CONTACT AREA
 - 100u" MIN MATTE TIN ON SOLDER TAILS
 - 60u" MIN MATTE TIN OVERALL
 - FITTING NAIL:
 - 50u" MIN. NICKEL UNDERPLATING OVERALL
 - 100u" MIN MATTN TIN
 - REFER TO PS-57957-XXXX-XXX
 - PACKAGE PLS. REFER TO 57957-XXXX-XX-TRP
 - PART NUMBER
57957-XXX X X-XXX
- NO OF CKT: X-XXX
 PLATING: 002:BOARD LOCK
 PACKING: L:BRIGHT TIN
 O:TAPE&REEL C:15u" GOLD
 D:30u" GOLD
 T:10u" GOLD
 N:MATTE TIN

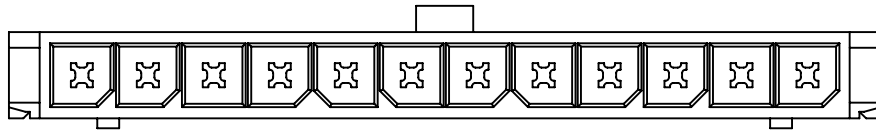


| CKT | DIM A | DIM B | DIM C |
|-----|-------|-------|-------|
| 2 | 9.65 | 3.00 | 7.30 |
| 3 | 12.65 | 6.00 | 10.30 |
| 4 | 15.65 | 9.00 | 13.30 |
| 5 | 18.65 | 12.00 | 16.30 |
| 6 | 21.65 | 15.00 | 19.30 |
| 7 | 24.65 | 18.00 | 22.30 |
| 8 | 27.65 | 21.00 | 25.30 |
| 9 | 30.65 | 24.00 | 28.30 |
| 10 | 33.65 | 27.00 | 31.30 |
| 11 | 36.65 | 30.00 | 34.30 |
| 12 | 39.65 | 33.00 | 37.30 |

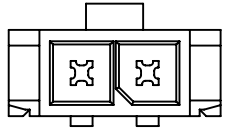


RECOMMENDED PCB LAYOUT
GENERAL TOLERANCE ±0.05

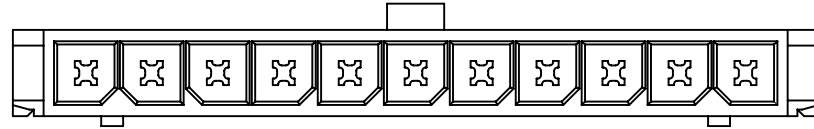
| | | | |
|--|--|--|---|
| 一般公差 TOLERANCES X: ±0.5 XX: ±0.25 .X: ±0.36 .XXX: ±0.15 ANGLES: ±2° | | 宏致電子股份有限公司 Aces Electronics Co.,Ltd. | |
| 檢驗尺寸標示 SYMBOLS Ⓢ Ⓜ INDICATE CLASSIFICATION DIMENSION Ⓢ MARK IS CRITICAL DIM. Ⓜ MARK IS MAJOR DIM. | 品名 (TITLE) 3.0mm Pitch Header Conn. SMT S/R R/A Type | 製圖 (DR) TANGENHUI 17/07/12 審核 (CHKD) ANDREW 核准 (APPD) DAVID | 圖號 (DWG NO.) 57957-XXXXX-XXX |
| 表面處理 (FINISH) | 比例 (SCALE) 3:1 單位 (UNITS) mm | | 張數 (SHEET) 2 OF 3 尺寸 (SIZE) A4 版次 (REV) A |



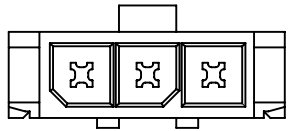
12-CKT



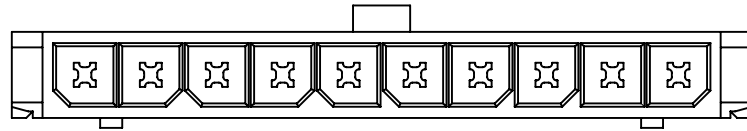
2-CKT



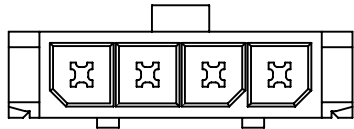
11-CKT



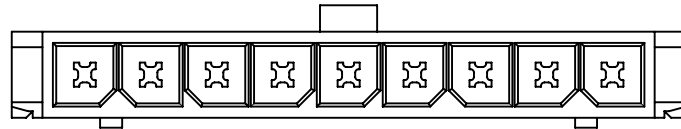
3-CKT



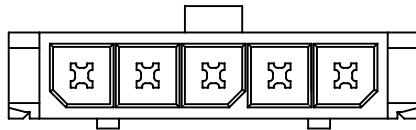
10-CKT



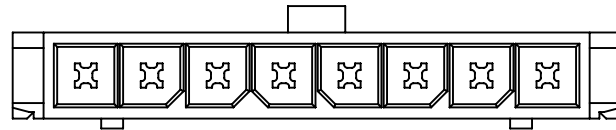
4-CKT



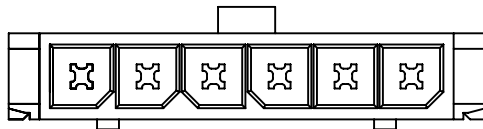
9-CKT



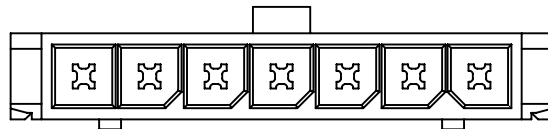
5-CKT



8-CKT



6-CKT



7-CKT

| | | | |
|--|--|--|----------------------|
| 一般公差 TOLERANCES X ±0.5 .XX ±0.25 X ±0.36 .XXX ±0.15 ANGLES ±2° | | 宏致電子股份有限公司 Aces Electronics Co.,Ltd. | |
| 檢驗尺寸標示 SYMBOLS INDICATE CLASSIFICATION DIMENSION MARK IS CRITICAL DIM. MARK IS MAJOR DIM. | | 品名 (TITLE) 3.0mm Pitch Header Conn. SMT S/R R/A Type | |
| | | 製圖 (DR) TANGENHUI 17/07/12 審核 (CHKD) ANDREW 核准 (APPD) DAVID | |
| | | 圖號 (DWG NO.) 57957-XXXXX-XXX | |
| 表面處理 (FINISH) | | 比例 (SCALE) 3:1 | 單位 (UNITS) mm |
| | | | 張數 (SHEET) 3 OF 3 |
| | | SIZE A4 | REV A |